









Signature Stamp Order Form

Item Number:				
		<p style="text-align: center;"></p> <p>SIGN ON THIS SPACE ABOVE</p> <p style="text-align: center;">Try to make a large signature and use all the space available. We will reduce it to fit in your stamp</p> <table border="1" style="float: right;"><tr><td data-bbox="1226 997 1331 1054"> too thin</td><td data-bbox="1331 997 1437 1054"> too thick</td><td data-bbox="1437 997 1550 1054"> just right!</td></tr></table>		 too thin
 too thin	 too thick	 just right!		

Item Number:				
		<p style="text-align: center;"></p> <p>SIGN ON THIS SPACE ABOVE</p> <p style="text-align: center;">Try to make a large signature and use all the space available. We will reduce it to fit in your stamp</p> <table border="1" style="float: right;"><tr><td data-bbox="1226 1743 1331 1799"> too thin</td><td data-bbox="1331 1743 1437 1799"> too thick</td><td data-bbox="1437 1743 1550 1799"> just right!</td></tr></table>		 too thin
 too thin	 too thick	 just right!		

Sign using the supplied areas. If you wish to cancel one of them, draw an X over it.
Write your invoice number and your item number from said invoice for reference.
Scan at 300 dpi grayscale and save as BMP, JPG, PNG or similar and send via email
(to the email address indicated in your invoice, or fax to: (786) 600-2977.